

Prophet Muhammad ﷺ Said

“You should **prostrate** to Allah a great deal, for you will not perform one prostration to Allah, but Allah will raise you one degree in status thereby, and erase one sin for you.”

(Sahih Muslim: 1093 (225) 488)



HOW TO PERFORM SALAH

A step by step guide to perfect our obligatory prayer (Salah)
according to the Quran and Sunnah

الله أكبر

Table of Prayer Rakats

Muakkadah

Waajib

Sunnat

Farz

Sunnat

Nafil

Witr

Nafil

Total Rakats

Fajr

2

2

-

-

-

-

4

Zohr

4

4

2

2

-

-

12

Asr

4

4

-

-

-

-

8

Maghrib

3

2

2

-

-

7

Isha

4

4

2

2

3

2

17

Jumuah

4

2

2

2

-

-

10

It is Allah, Who has blessed us with 1440 minutes per day. Strangely we find it difficult to dedicate 90 minutes for Him. Don't miss your Salah, no matter how busy you are!!

How to perform the Athaan (Call to prayer)

- 1 *The Mu'athin (Athaan caller) should face the Qibla*
- 2 *Place the index fingers in your ears*
- 3 *Recite the following words loudly*

Raise your voice whilst giving Athaan, as every Jinn or human that hears the Athaan will provide witness for him on the Day of Judgement



Reply

اللَّهُ أَكْبَرُ اللَّهُ أَكْبَرُ

أَشْهَدُ أَنْ لَا إِلَهَ إِلَّا اللَّهُ

أَشْهَدُ أَنَّ مُحَمَّدًا رَسُولُ اللَّهِ

لَا حَوْلَ وَلَا قُوَّةَ إِلَّا بِاللَّهِ الْعَلِيِّ الْعَظِيمِ

لَا حَوْلَ وَلَا قُوَّةَ إِلَّا بِاللَّهِ الْعَلِيِّ الْعَظِيمِ

صَدَقْتَ وَبَرَرْتَ.

اللَّهُ أَكْبَرُ اللَّهُ أَكْبَرُ

لَا إِلَهَ إِلَّا اللَّهُ

Azan

اللَّهُ أَكْبَرُ اللَّهُ أَكْبَرُ

Allah is the greatest, Allah is the greatest

x2

أَشْهَدُ أَنْ لَا إِلَهَ إِلَّا اللَّهُ

I bear witness that there is no god besides Allah

x2

أَشْهَدُ أَنَّ مُحَمَّدًا رَسُولُ اللَّهِ

I bear witness that Muhammed is the Messenger of Allah

x2

حَيَّ عَلَى الصَّلَاةِ

Come to Salah. Come to Salah

x2

حَيَّ عَلَى الْفَلَاحِ

Come to success. Come to success

x2

الصَّلَاةُ خَيْرٌ مِنَ النَّوْمِ

Salah is better than sleep

x2

اللَّهُ أَكْبَرُ اللَّهُ أَكْبَرُ

Allah is the greatest, Allah is the greatest

x1

لَا إِلَهَ إِلَّا اللَّهُ

There is no God, but Allah

x1

Dua After Azan

اللَّهُمَّ رَبِّ هَذِهِ الدَّعْوَةِ التَّامَّةِ وَالصَّلَاةِ الْقَائِمَةِ اٰتِ
مُحَمَّدًا الْوَسِيْلَةَ وَالْفَضِيْلَةَ وَالذَّرَجَةَ الرَّفِيْعَةَ
وَالْبُعْثَةَ مَقَامًا مَحْمُودًا الَّذِي وَعَدْتَنِي وَاَرْزُقْنَا شِفَاعَتَهُ
يَوْمَ الْقِيَامَةِ اِنَّكَ لَا تُخْلِفُ الْمِيْعَادَ

Translation

"O Allah! Lord of this complete invitation and the Lord of this everlasting Namaaz until the Day of Judgement. Grant Muhammad (the rank of Waseela and give Him the highest rank and the most exalted status above Your entire creation. Elevate Him to the Maqaam-e-Mehmood as You have vowed and include us in his intercession on the Day of Judgement. Indeed You do not go against Your promise."

Before starting wudhu (Ablution)

﴿بِسْمِ اللَّهِ﴾

In the name of Allah

I begin (Wudhu) with the name of Allah and all praise be to Allah

Majmauz Zawaid (Hadith 1112)



After finishing wudhu

أَشْهَدُ أَنْ لَا إِلَهَ إِلَّا اللَّهُ وَحْدَهُ لَا شَرِيكَ لَهُ؛

وَأَشْهَدُ أَنَّ مُحَمَّدًا عَبْدُهُ وَرَسُولُهُ؛

اللَّهُمَّ اجْعَلْنِي مِنَ التَّوَّابِينَ وَاجْعَلْنِي مِنَ الْمُتَطَهِّرِينَ

I bear witness that there is none worthy of worship besides Allah. He is alone, He has no partner and I bear witness Muhammed is His servant and messenger.

O Allah make me of those who repent and make me of those who are clean

Sunan At-Tirmidhi (Hadith 55)

The 8 doors of Jannah will be flung open for him; he may enter from whichever one he wishes



How to perform Wudhu (Ablution)

Rasulullah ﷺ said: He who performed ablution well, his body will be cleansed from sins to the extent; even sins underneath his fingernails will be erased.

(Sahih Muslim)

1.

بِسْمِ اللَّهِ
وَالْحَمْدُ لِلَّهِ

Make intention and
say Bismillah

2.



x3

Wash both hands
including the wrists

3.



x3

Rinse the mouth

4.



x3

Rinse the nose



wash the entire face



Wash both arms including the elbows



Wipe the head (masah)



Wipe the ears



Wipe the back of the neck (contradictory)



Wash both feet including ankles

Fig 1




Stand Up for Namaz

Start From Here

Niyah: Before beginning Salaah, perform Wadhu or Ghusl (Which ever is required). Your clothes and place of Salaah should also be clean. Make sure your Satr is covered. Men's garments should not hang below their ankles. A person must face the Qiblah (direction of Prayer - Makkah). Make intention quietly or in the mind for which ever Salaah you wish to perform. During Salaah keep the eyes fixed on the spot where the head will be in Sajdah (prostration) unless otherwise mentioned. Ensure the feet point towards the direction of Qiblah. Men should keep their feet a minimum of four fingers width [Fig 1] and women keep their feet together.

Fig 2



TAKBEER-E-TAHREEMA

Instructions:

Whilst raising both hands in line with the earlobes for men [Fig 2], and to the height of the shoulders for women. Ensure the palms face towards the Qiblah. Remember to keep the eyes focused on the place of Sajdah (Prostration).

اللَّهُ أَكْبَرُ



ALLAH-O-AKBAR

Translation:

اللہ بہت بڑا ہے۔

Allah is the Greatest

- > BOLD READ
- > GUNNAH
- > QALQLA
- > MAKE IKHFA

Fig 3



QIYAAM

Qiyam (standing posture) - place your right hand over your left hand, with the thumb and last finger of the right hand wrapped around the wrist of the left hand, and the middle 3 fingers of the right hand resting along the top of the left arm. Place below the navel for men [Fig 3] and over the chest for women, with the right hand palm over the back of the left hand, keeping fingers together.

Recitation:



سُبْحَانَكَ اللَّهُمَّ وَبِحَمْدِكَ وَتَبَارَكَ اسْمُكَ

پاک ہے تو اے اللہ میں تیری حمد کرتا ہوں اور تیرا نام برکت والا ہے

Allah Glory be to you O Allah! and Praise be to you: Blessed is your name

وَتَعَالَى جَدُّكَ وَلَا إِلَهَ غَيْرُكَ ط

اور تیری شان بہت بلند ہے اور تیرے سوا کوئی معبود نہیں۔

and Exalted is your Majesty, and there is none worthy besides you.

QIYAAM



Whilst remaining standing recite Ta'awwuz and Tasmiyah Silently.

Recitation:



أَعُوذُ بِاللَّهِ مِنَ الشَّيْطَانِ الرَّجِيمِ ○

میں پناہ مانگتا ہوں اللہ کی شیطان مردود سے

I seek refuge in Allah from the rejected Satan.

بِسْمِ اللَّهِ الرَّحْمَنِ الرَّحِيمِ ○

اللہ کے نام سے شروع کرتا ہوں جو بڑا مہربان نہایت رحم والا ہے۔

In the name of Allah, the most beneficent, most merciful

Then recite Surah-e-Fatihah now.

الْحَمْدُ لِلَّهِ رَبِّ الْعَالَمِينَ ۝ الرَّحْمَنُ الرَّحِيمُ ۝

سب تعریف اللہ کے لئے ہے جو سارے جہاں کا پروردگار ہے بڑا مہربان نہایت رحم والا



Praise to be Allah, Lord of the worlds. The Beneficent, the Merciful.



مَلِكِ يَوْمِ الدِّينِ ۝ اِيَّاكَ نَعْبُدُ وَايَّاكَ نَسْتَعِينُ ۝

قیامت کے دن کا مالک ہے (اے اللہ) ہم تیری ہی عبادت کرتے ہیں اور تجھی سے مدد مانگتے ہیں۔

Master of the Day of judgement. Thee alone we worship and to Thee alone we turn for help.

اِهْدِنَا الصِّرَاطَ الْمُسْتَقِيمَ ۝ صِرَاطَ الَّذِينَ أَنْعَمْتَ

ہم کو سیدھے راستے پر چلا اُن لوگوں کا راستہ جن پر تُو نے انعام کیا

Guide us to the Straight Path. The path of those whom you favoured,

عَلَيْهِمْ غَيْرِ الْمَغْضُوبِ عَلَيْهِمْ وَلَا الضَّالِّينَ ۝ آمِينَ

نہ کہ اُن لوگوں کا راستہ جو (تیرے) غضب میں مبتلا ہوئے اور نہ گمراہوں کا۔ آمین

Not of those who earned Your anger, nor of those who went astray.

QIYAAM



Then recite any Surah, or a minimum of three short Aayats or one long Aayah.

Note: A Surah is read following Surah Fatiha in all units of any Sunnah and Nafl Salaah. It is only required in the First Two units of ANY Fard Salaah, i.e. in the Third and Fourth units only Surah Fatiha is recited.

Note: The Surahs read after Surah Fatiha should be read in proper sequence as in the Qur'aan in ascending order, with the next Surah smaller than the previous.

قُلْ هُوَ اللَّهُ أَحَدٌ ۝ ① اللَّهُ الصَّمَدُ ۝ ②

کہہ وہ اللہ ایک ہے اللہ بے نیاز ہے

Say: He is Allah, the One! Allah, the eternally Besought of all!


لَمْ يَلِدْهُ ۝ وَلَمْ يُولَدْ ۝ ③ وَلَمْ يَكُنْ لَهُ كُفُوًا أَحَدٌ ۝ ④

نہ اس نے (کسی کو) جنا اور نہ وہ (کسی سے) جنا گیا اور کوئی بھی اس کا ہمسر نہیں ہے۔

And there is none comparable unto Him. He begetteth not, Not is He begotten;

RUKU

Fig 4



Instructions:

Ruku (Bowing Down): Men should keep the back and arms straight and hold the knees with the fingers apart ensuring the arms do not touch the body [Fig 4]. Women should only bend over sufficiently so that the fingers can touch the knees with the fingers kept together. The knees should be bent and the back should not be straight like a man. Also ensuring the elbows touch the sides of the body. Women should focus their eyes towards the toes.

اللَّهُ أَكْبَرُ

اللہ بہت بڑا ہے۔

Allah is the Greatest

In Ruku recite three times:

سُبْحَانَ رَبِّيَ الْعَظِيمِ ط

پاک ہے میرا پروردگار عظمت والا

Allah is the Greatest. Glory to my Lord,

Fig 5

QAUMAH

Instructions:

Qaumah is to stand up from Ruku and return to the Qiyaam position keeping your arms straight by your side [Fig 5]. Whilst standing up from Ruku recite **TASMEE**. And when stood up recite **TAMHEED**.

سَمِعَ اللَّهُ لِمَنْ حَمِدَهُ ﴿تسبیح﴾ رَبَّنَا لَكَ الْحَمْدُ ط ﴿تسبیح﴾

اللہ نے اس کی سن لی جس نے اس کی تعریف کی۔ اے ہمارے پروردگار سب تعریف تیرے ہی لئے ہے

Allah hears all those who praise Him. Our Lord! All praise be to Thee.

Recitation: اللَّهُ أَكْبَرُ

اللہ بہت بڑا ہے۔

Allah is the Greatest

And move to next position



SAJJDAH

Instructions:

Sujood (prostration): Then go into prostration in order of; starting by lowering the knees to the ground (trying to keep the back straight), then the palms of both hands, then nose and finally forehead. Focus the eyes towards the nose. The arms should not touch the floor. Both your feet should be raised, resting on your toes. Women must ensure that they keep all limbs close together and close to the ground, including the arms, elbows, bottom and feet. Both feet should point out to the right and point the toes towards the Qiblah.

Fig 6

Recite 3 Times →



سُبحَانَ رَبِّيَ الْأَعْلَى ط
پاک ہے میرا پروردگار بہت بلند۔

Glory to my Lord, the Highest.

Posture 6



TASHAHHUD

Fig 7

Get up from the floor reciting the **TAKBEER** in order of forehead first, nose and then hands. Sit upright (Jalsa) and place the palms on the lower thigh. You should sit on your left foot and have your right foot raised, resting on the toes. Women should sit resting on the floor with feet pointing out to the right. In Qa'dah set your eyes between the front of your hands in your lap.

Rest for a moment, then say "Allahu Akbar" and prostrate again

اللَّهُ أَكْبَرُ

اللہ بہت بڑا ہے۔

Allah is the Greatest

Recite 3 Times →



سُبحَانَ رَبِّيَ الْأَعْلَى ط

پاک ہے میرا پروردگار بہت بلند۔

Glory to my Lord, the Highest.



QUOOD

Instructions:

Get up from second Sajdah and stand up back to the Qiyaam position.

This completes one Rak'aah (unit) of prayer. The second Rak'aah is performed in the same way but do not recite Thanaa and Ta'awwuz, Start from Tasmiyah.

At-Tashahhud: In the second Rak'aah after the second prostration remain seated (Qa'dah), as the above illustrations and recite quietly.

اَللّٰهُمَّ صَلِّ عَلَىٰ مُحَمَّدٍ وَآلِ مُحَمَّدٍ وَصَلِّ عَلَىٰ سَائِرِ الْمُرْسَلِيْنَ



تمام قوی عبادتیں اور تمام فعلی عبادتیں اور تمام مالی عبادتیں اللہ ہی کے لئے ہیں سلام ہو تم پر

All prayers and worship through words, actions and sanctity are due to Allah only. Peace be Upon you,

اَيُّهَا النَّبِيُّ وَرَحْمَةُ اللَّهِ وَبَرَكَاتُهُ ط اَلسَّلَامُ عَلَيْنَا وَعَلَىٰ عِبَادِ اللَّهِ الصَّالِحِيْنَ

سلام ہے ہم پر اور اللہ کے نیک بندوں پر

اے نبی (صلی اللہ علیہ وسلم) اور اللہ کی رحمتیں اور اس کی برکتیں

O Prophet (صلی اللہ علیہ وسلم)

and the Mercy of Allah and His Blessings. Peace be on us and those who are righteous servants of Allah.

Instructions: Whilst reciting "At-Tashahhud" when the words "Ash-hadu al-laa ilaaha" are recited, use the right hand to form a circle with the middle finger and the thumb and raise the index finger high enough for it to face the Qiblah. Drop the finger back down again after reciting "al-laa ilaaha" (than Allah).

If you are performing three Rak'aahs (Maghrib) or four Rak'aahs (Zuhr, Asr, Isha), then stand up after Tashahhud.

اَشْهَدُ اَنْ لَا اِلَهَ اِلَّا اللهُ وَاشْهَدُ اَنَّ مُحَمَّدًا عَبْدُهُ وَرَسُولُهُ ط



میں گواہی دیتا ہوں کہ اللہ کے سوا کوئی معبود نہیں اور میں گواہی دیتا ہوں کہ حضرت محمد (صلی اللہ علیہ وسلم) اللہ کے بندے اور اس کے رسول ہیں۔

I bear witness that Muhammad is His Servant and messenger.



اَللّٰهُمَّ صَلِّ عَلَىٰ مُحَمَّدٍ وَعَلَىٰ اٰلِ مُحَمَّدٍ كَمَا صَلَّيْتَ عَلَىٰ اِبْرَاهِيْمَ وَعَلَىٰ

الہی حضرت محمد (صلی اللہ علیہ وسلم) پر اور حضرت محمد (صلی اللہ علیہ وسلم) کی آل پر صلوة بھیج جس طرح تو نے صلوة بھیجی حضرت ابراہیم (علیہ السلام) اور

O Allah shower Thy Blessings on Muhammad (صلی اللہ علیہ وسلم) and the descendants of Muhammad (صلی اللہ علیہ وسلم) as Thou did shower Thy Blessings on Ibrahim

اِلِ اِبْرَاهِيْمَ اِنَّكَ حَمِيْدٌ مَّجِيْدٌ ۝ اَللّٰهُمَّ بَارِكْ عَلَىٰ مُحَمَّدٍ وَعَلَىٰ اٰلِ

حضرت ابراہیم (علیہ السلام) کی آل پر بیشک تو تعریف کیا گیا بزرگ ہے۔ الہی برکت دے حضرت محمد (صلی اللہ علیہ وسلم) کو اور حضرت محمد (صلی اللہ علیہ وسلم)

and the descendants of Ibrahim Thou art the Praiseworthy, the Glorious. O Allah, Glorify Muhammad (صلی اللہ علیہ وسلم) and the descendants

مُحَمَّدٍ كَمَا بَارَكْتَ عَلَىٰ إِبْرَاهِيمَ وَعَلَىٰ آلِ إِبْرَاهِيمَ إِنَّكَ حَمِيدٌ مَّجِيدٌ ۝

کی آل کو جس طرح تُو نے برکت دی حضرت ابراہیم (علیہ السلام) کو اور حضرت ابراہیم (علیہ السلام) کی آل کو بیشک تو تعریف کیا گیا بزرگ ہے۔

(سورہ بقرہ)

of Muhammad as Thou did Glorify Ibrahim and the descendants of Ibrahim Thou art the Praiseworthy, the Glorious.



Instructions: Following the Durood, recite any of these or any other Sunnah Duaa's.

رَبِّ اجْعَلْنِي مُقِيمَ الصَّلَاةِ وَمِنْ ذُرِّيَّتِي ۝ رَبَّنَا وَتَقَبَّلْ دُعَاءِ ۝

اے میرے پروردگار مجھ کو نماز کا پابند بنا دے اور میری اولاد کو بھی اور ہمارے پروردگار میری دعا قبول فرما

O Lord! Make me one who establishes regular Prayer and also (raise such) among my offspring, O our Lord! and accept thou my Prayer.

رَبَّنَا اغْفِرْ لِي وَلِوَالِدَيَّ وَلِلْمُؤْمِنِينَ يَوْمَ يَقُومُ الْحِسَابُ ۝

اے ہمارے پروردگار مجھ کو میرے ماں باپ کو اور سارے مسلمانوں کو بخش دے اس روز جبکہ (عملوں کا) حساب ہونے لگے۔

O Lord! cover (us) with Thy forgiveness - me, my parents and all believers on the Day that the Reckoning will be established

Fig 8

SALAAM

Salaam: Now turn your face to look at your right shoulder whilst saying [Fig 6]. After Salaah, it is of great blessing to make Du'aa (Asking for your needs). To lift up your hands to make Du'aa is loved by Almighty Allah, and is also Sunnah.

سَلَامٌ

السَّلَامُ عَلَيْكُمْ وَرَحْمَةُ اللَّهِ ط

تم پر سلامتی ہو اور اللہ کی رحمت۔

Peace be on you and Allah's Mercy.



السَّلَامُ عَلَيْكُمْ وَرَحْمَةُ اللَّهِ ط

تم پر سلامتی ہو اور اللہ کی رحمت۔

Peace be on you and Allah's Mercy.



THE END

Fig 1



Stand Up for Namaz

Start From Here

Niyyah: Before beginning Salaah, perform Wadhu or Ghusl (Which ever is required). Your clothes and place of Salaah should also be clean. Make sure your Satr is covered. Women Satr in Salaah is to cover everything except Hands, Face and Feet. A person must face the Qiblah (direction of Prayer - Makkah). Make intention quietly or in the mind for which ever Salaah you wish to perform. During Salaah keep the eyes fixed on the spot where the head will be in Sajdah (prostration) unless otherwise mentioned. Ensure the feet point towards the direction of Qiblah. Men should keep their feet a minimum of four fingers width (Posture 1) and women keep their feet together.

Fig 2



TAKBEER-E-TAHREEMA

Instructions:

Whilst raising both hands (Fig 2) to the height of the shoulders for women. Ensure the fingers are together and the palms face towards the Qibla. Remember to keep the eyes focused on the place of Sajdah (Prostration).

اللَّهُ أَكْبَرُ

ALLAH-O-AKBAR

Translation:

اللہ بہت بڑا ہے۔

Allah is the Greatest

- > BOLD READ
- > GUNNAH
- > QALQLA
- > MAKE IKHFA

Fig 3

QIYAAM



Woman should place three hands [Fig 3] over the chest with the right hand palm over the back of the left hand, keeping the fingers and thumb together. But make sure you do not make a ring round the wrist like men.

Recitation:



سُبْحَانَكَ اللَّهُمَّ وَبِحَمْدِكَ وَتَبَارَكَ اسْمُكَ

پاک ہے تو اے اللہ میں تیری حمد کرتا ہوں اور تیرا نام برکت والا ہے

Allah Glory be to you O Allah! and Praise be to you: Blessed is your name

وَتَعَالَى جَدُّكَ وَلَا إِلَهَ غَيْرُكَ ط

اور تیری شان بہت بلند ہے اور تیرے سوا کوئی معبود نہیں۔

and Exalted is your Majesty, and there is none worthy besides you.

QIYAAM



Whilst remaining standing recite Ta'awwuz and Tasmiyah Silently.

Recitation:



أَعُوذُ بِاللَّهِ مِنَ الشَّيْطَانِ الرَّجِيمِ ○

میں پناہ مانگتا ہوں اللہ کی شیطان مردود سے

I seek refuge in Allah from the rejected Satan.

بِسْمِ اللَّهِ الرَّحْمَنِ الرَّحِيمِ ○

اللہ کے نام سے شروع کرتا ہوں جو بڑا مہربان نہایت رحم والا ہے۔

In the name of Allah, the most beneficent, most merciful

Then recite Surah-e-Fatihah now.

○ الْحَمْدُ لِلَّهِ رَبِّ الْعَالَمِينَ ○ الرَّحْمَنِ الرَّحِيمِ ○

سورہ فاتحہ

سب تعریف اللہ کے لئے ہے جو سارے جہاں کا پروردگار ہے بڑا مہربان نہایت رحم والا

Praise to be Allah, Lord of the worlds. The Beneficent, the Merciful.



○ مَلِكِ يَوْمِ الدِّينِ ○ إِيَّاكَ نَعْبُدُ وَإِيَّاكَ نَسْتَعِينُ ○

قیامت کے دن کا مالک ہے (اے اللہ) ہم تیری ہی عبادت کرتے ہیں اور تجھی سے مدد مانگتے ہیں۔

Master of the Day of judgement. Thee alone we worship and to Thee alone we turn for help.

إِهْدِنَا الصِّرَاطَ الْمُسْتَقِيمَ ○ صِرَاطَ الَّذِينَ أَنْعَمْتَ

ہم کو سیدھے راستے پر چلا اُن لوگوں کا راستہ جن پر تُو نے انعام کیا

Guide us to the Straight Path. The path of those whom you favoured,

عَلَيْهِمْ غَيْرِ الْمَغْضُوبِ عَلَيْهِمْ وَلَا الضَّالِّينَ ○ آمِينَ

نہ کہ اُن لوگوں کا راستہ جو (تیرے) غضب میں مبتلا ہوئے اور نہ گمراہوں کا۔ آمین

Not of those who earned Your anger, nor of those who went astray.

QIYAAM



Then recite any Surah, or a minimum of three short Aayats or one long Aayah.

Note: A Surah is read following Surah Fatihah in all units of any Sunnah and Nafil Salaah. It is only required in the First Two units of ANY Fard Salaah, i.e. in the Third and Fourth units only Surah Fatihah is recited.

Note: The Surahs read after Surah Fatihah should be read in proper sequence as in the Qur'aan in ascending order, with the next Surah smaller than the previous.

سورہ الاخلاص

قُلْ هُوَ اللَّهُ أَحَدٌ ① اللَّهُ الصَّمَدُ ②

کہہ وہ اللہ ایک ہے اللہ بے نیاز ہے

Say: He is Allah, the One! Allah, the eternally Besought of all !

لَمْ يَلِدْ ③ وَلَمْ يُولَدْ ④ وَلَمْ يَكُنْ لَهُ كُفُوًا أَحَدٌ ⑤

نہ اس نے (کسی کو) جنا اور نہ وہ (کسی سے) جنا گیا اور کوئی بھی اس کا ہمسر نہیں ہے۔

And there is none comparable unto Him. He begetteth not, Not is He begotten;

RUKU

Fig 4



Instructions:

Ruku (Bowing Down): Women should only bend over sufficiently so that the fingers can touch the knees with the fingers kept together. The knees should be bent and the back should not be straight like a man. Also ensuring the elbows touch the sides of the body. Women should focus their eyes towards the toes.

Say "Allah-o-Akbar"

اللَّهُ أَكْبَرُ

اللہ بہت بڑا ہے۔

Allah is the Greatest

In Ruku recite three times:

سُبْحَانَ رَبِّيَ الْعَظِيمِ ط

پاک ہے میرا پروردگار عظمت والا

Allah is the Greatest. Glory to my Lord,

Fig 5



QAUMAH

Instructions:

Qaumah is to stand up from Ruku and return to the Qiyaam position keeping your arms straight by your side [Fig 5].

Whilst standing up from Ruku recite **TASMEE**.

And when stood up recite **TAMHEED**.

سَمِعَ اللَّهُ لِمَنْ حَمِدَهُ ﴿١﴾ رَبَّنَا لَكَ الْحَمْدُ ﴿٢﴾

اللہ نے اس کی سن لی جس نے اس کی تعریف کی۔ اے ہمارے پروردگار سب تعریف تیرے ہی لئے ہے

Allah hears all those who praise Him. Our Lord! All praise be to Thee.

Recitation: اللَّهُ أَكْبَرُ

اللہ بہت بڑا ہے۔

Allah is the Greatest

And move to next position



SAJJDAH

Instructions:

Sujood (prostration): Then go into prostration in order of; starting by lowering the knees to the ground (trying to keep the back straight but unlike men the women may bend their back going into Sajdah, then the palms of both hands, then nose and finally forehead. Focus the eyes towards the nose. Women must ensure that they keep all limbs close together and close to the ground, including the arms, elbows, bottom and feet. Both feet should point out to the right and point the toes towards the Qiblah.

Fig 6

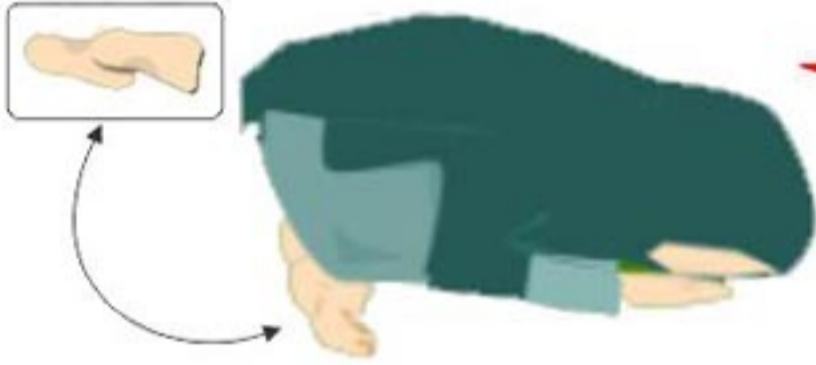
Recite 3 Times in "Sajdah" →

سُبْحَانَ رَبِّيَ الْأَعْلَى ط



پاک ہے میرا پروردگار بہت بلند۔

Glory to my Lord, the Highest.



TASHAHHUD

Fig 7

Get up from the floor reciting the **TAKBEER** in order of forehead first, nose and then hands. Sit upright (Jalsa) and place the palms on the lower thigh but not on the knees. Women should sit resting on the floor with feet pointing out to the right. In Qa'dah set your eyes between the front of your hands in your lap. Rest for a moment, then say "Allah-o-Akbar" and prostrate again for a second time reciting "TASBEEH"

Say "Allah-o-Akbar" **اللَّهُ أَكْبَرُ**

اللہ بہت بڑا ہے۔

Allah is the Greatest

Recite 3 Times in "Sajdah" →

سُبْحَانَ رَبِّيَ الْأَعْلَى ط



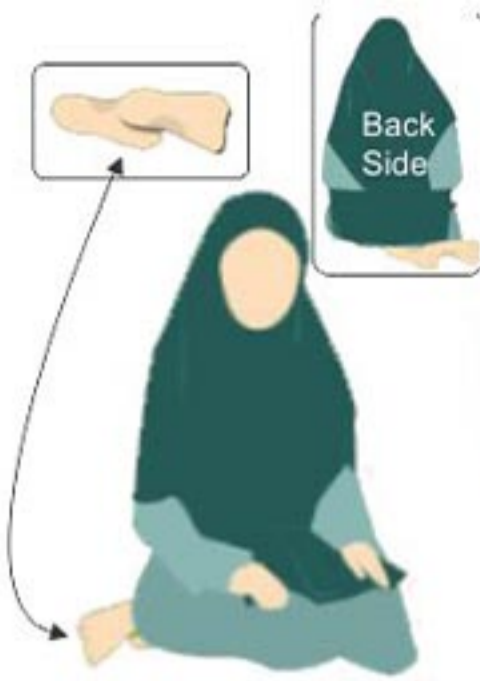
پاک ہے میرا پروردگار بہت بلند۔

Glory to my Lord, the Highest.



QUOOD

Instructions:



Get up from second Sajdah and stand up back to the Qiyam position.

This completes one Rak'aah (unit) of prayer. The second Rak'aah is performed in the same way but do not recite Thanaa and Ta'awwuz, Start from Tasmiyah.

At-Tashahhud: In the second Rak'aah after the second prostration remain seated (Qa'dah), as the above illustrations and recite quietly.

اَلتَّحِيَّاتُ لِلّٰهِ وَالصَّلٰوَاتُ وَالطَّيِّبَاتُ السَّلَامُ عَلَيْكَ



تمام قولی عبادتیں اور تمام فعلی عبادتیں اور تمام مالی عبادتیں اللہ ہی کے لئے ہیں سلام ہو تم پر

All prayers and worship through words, actions and sanctity are due to Allah only. Peace be Upon you,

اَيُّهَا النَّبِيُّ وَرَحْمَةُ اللَّهِ وَبَرَكَاتُهُ ط السَّلَامُ عَلَيْنَا وَعَلَىٰ عِبَادِ اللَّهِ الصَّالِحِينَ

سلام ہے ہم پر اور اللہ کے نیک بندوں پر

اے نبی (صلی اللہ علیہ وسلم) اور اللہ کی رحمتیں اور اس کی برکتیں

O Prophet (صلی اللہ علیہ وسلم)

and the Mercy of Allah and His Blessings. Peace be on us and those who are righteous servants of Allah.

Instructions: Whilst reciting "At-Tashahhud" when the words "Ash-hadu al-laa ilaaha" are recited, use the right hand to form a circle with the middle finger and the thumb and raise the index finger high enough for it to face the Qiblah. Drop the finger back down again after reciting "al-laa ilaaha" (than Allah).

If you are performing three Rak'aahs (Maghrib) or four Rak'aahs (Zuhr, Asr, Isha), then stand up after Tashahhud.

أَشْهَدُ أَنْ لَا إِلَهَ إِلَّا اللَّهُ وَأَشْهَدُ أَنَّ مُحَمَّدًا عَبْدُهُ وَرَسُولُهُ ط



میں گواہی دیتا ہوں کہ اللہ کے سوا کوئی معبود نہیں اور میں گواہی دیتا ہوں کہ حضرت محمد (صلی اللہ علیہ وسلم) اللہ کے بندے اور اس کے رسول ہیں۔

I bear witness that Muhammad is His Servant and messenger.



اللَّهُمَّ صَلِّ عَلَىٰ مُحَمَّدٍ وَعَلَىٰ آلِ مُحَمَّدٍ كَمَا صَلَّيْتَ عَلَىٰ إِبْرَاهِيمَ وَعَلَىٰ

الہی حضرت محمد (صلی اللہ علیہ وسلم) پر اور حضرت محمد (صلی اللہ علیہ وسلم) کی آل پر صلوة بھیج جس طرح تو نے صلوة بھیجی حضرت ابراہیم (علیہ السلام) اور

O Allah shower Thy Blessings on Muhammad (صلی اللہ علیہ وسلم) and the descendants of Muhammad (صلی اللہ علیہ وسلم) as Thou did shower Thy Blessings on Ibrahim

إِبْرَاهِيمَ إِنَّكَ حَمِيدٌ مَّجِيدٌ ○ اللَّهُمَّ بَارِكْ عَلَىٰ مُحَمَّدٍ وَعَلَىٰ آلِ

حضرت ابراہیم (علیہ السلام) کی آل پر بیشک تو تعریف کیا گیا بزرگ ہے۔ الہی برکت دے حضرت محمد (صلی اللہ علیہ وسلم) کو اور حضرت محمد (صلی اللہ علیہ وسلم)

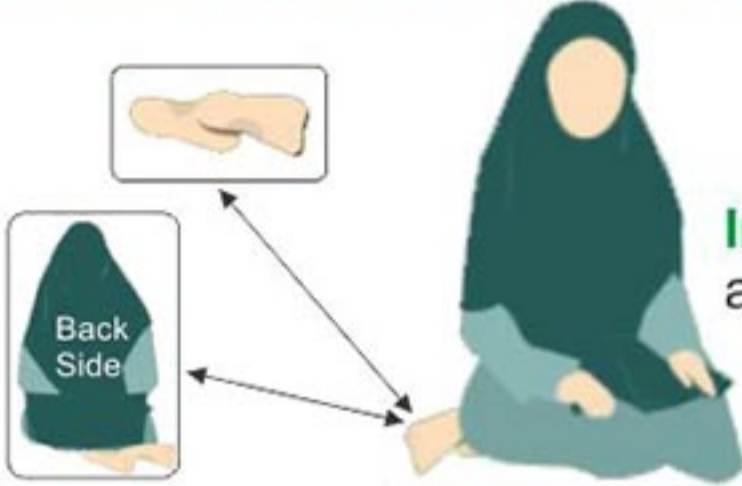
and the descendants of Ibrahim Thou art the Praiseworthy, the Glorious. O Allah, Glorify Muhammad (صلی اللہ علیہ وسلم) and the descendants

مُحَمَّدٍ كَمَا بَارَكْتَ عَلَىٰ إِبْرَاهِيمَ وَعَلَىٰ آلِ إِبْرَاهِيمَ إِنَّكَ حَمِيدٌ مَّجِيدٌ ۝

کی آل کو جس طرح تُو نے برکت دی حضرت ابراہیم (علیہ السلام) کو اور حضرت ابراہیم (علیہ السلام) کی آل کو بیشک تو تعریف کیا گیا بزرگ ہے۔

(سورہ بقرہ)

of Muhammad as Thou did Glorify Ibrahim and the descendants of Ibrahim Thou art the Praiseworthy, the Glorious.



Instructions: Following the Durood, recite any of these or any other Sunnah Duaa's.

رَبِّ اجْعَلْنِي مُقِيمَ الصَّلَاةِ وَمِنْ ذُرِّيَّتِي ۖ رَبَّنَا وَتَقَبَّلْ دُعَاءِ ۝

اے میرے پروردگار مجھ کو نماز کا پابند بنا دے اور میری اولاد کو بھی اور ہمارے پروردگار میری دعا قبول فرما

O Lord! Make me one who establishes regular Prayer and also (raise such) among my offspring, O our Lord! and accept thou my Prayer.

رَبَّنَا اغْفِرْ لِي وَلِوَالِدَيَّ وَلِلْمُؤْمِنِينَ يَوْمَ يَقُومُ الْحِسَابُ ۝

اے ہمارے پروردگار مجھ کو میرے ماں باپ کو اور سارے مسلمانوں کو بخش دے اس روز جبکہ (عملوں کا) حساب ہونے لگے۔

O Lord! cover (us) with Thy forgiveness - me, my parents and all believers on the Day that the Reckoning will be established

Fig 8

SALAAM

Salaam: Now turn your face to look at your right shoulder whilst saying [Fig 6]. After Salaah, it is of great blessing to make Du'aa (Asking for your needs). To lift up your hands to make Du'aa is loved by Almighty Allah, and is also Sunnah.

سلام

السَّلَامُ عَلَيْكُمْ وَرَحْمَةُ اللَّهِ ط

تم پر سلامتی ہو اور اللہ کی رحمت۔

Peace be on you and Allah's Mercy.

السَّلَامُ عَلَيْكُمْ وَرَحْمَةُ اللَّهِ ط

تم پر سلامتی ہو اور اللہ کی رحمت۔

Peace be on you and Allah's Mercy.



Keep visit for more Tajweedi Material
www.islamicclasses.com

THE END



Sunnahs of Eid ul Fitr



Do Sadqa e Fitr



Taking a Bath
(Ghusal)

Even if the women is not
praying, She is still
encouraged to come
and attend



Wearing ones best
clothes, and for men
perfuming themselves.

Say Takbeer until
Imaam starts the
eid prayer



Have an odd number of
dates before leaving for
Eid prayer

Greet one another with
good greetings.



Going to the eid prayer

Take a different path
to home than the one
you took to come to
the prayer area.



Sunnahs of Eid ul Azha



Taking a Bath
(Ghusal)



Wearing ones best
clothes, and for men
perfuming themselves.



Try not to eat anything
before Eid prayer. You
should eat from the
qurbani you offered
(if possible).



Going to the Eid prayer

Even if the woman is not
praying, she is still
encouraged to come
and attend



Say Takbeer until
the Imam starts the
Eid prayer



Greet one another with
good greetings.



Take a different path
to home than the one
you took to come to
the prayer area.



Make a sacrifice
(Qurbani)



How to perform Eid Salah

(Festive prayer)

1	In the state of wudhu, stand facing qiblah and keep in mind the intention to perform Eid Salah with six extra Takbeers.
2	Lift both hands reciting Takbeer and fold them. Thereafter recite Thana
TAKBEER	1st & 2nd Takbeer: Raise both hands up to the ears reciting اللهُ أَكْبَرُ and bring them down by your sides.
TAKBEER	3rd Takbeer: Raise both hands up to the ears reciting اللهُ أَكْبَرُ and fold them.
3	The Imam will recite surah fatiha with a surah and complete the remainder of the rak'ah as normal.
4	The second rak'ah will start with the Imam reciting Surah Fatiha with a Surah.
TAKBEER	1st, 2nd & 3rd Takbeer: Raise both hands up to the ears reciting اللهُ أَكْبَرُ and bring them down by your sides.
TAKBEER	4th Takbeer: Go into ruku and finish the Salah as normal.

How to perform Eid Salah

1ST RAK'AT



1 X Takbeer



Sana



3 X Takbeer
Fold Hands On Third



Surah Fatiha
& a Surah
(Imam will recite)



Ruko



Sujood

2ND RAK'AT



Surah Fatiha
& a Surah
(Imam will recite)



4 X Takbeer
Ruko On Four



Ruko



Sujood



Salam

How to perform Janazah Salah (Funeral prayer)

1	In the state of wudhu, stand facing qiblah and keep in mind the intention to perform Janazah salah
2	Follow the Imam's takbeer
TAKBEER	1st Takbeer (Raise your hands and fold them) Recite Thanā or surah Fatiha
TAKBEER	2nd Takbeer (without raising your hands) Recite Durood
TAKBEER	3rd Takbeer (without raising your hands) Recite Janazah du'a for adult/ boy/ girl
TAKBEER	4th Takbeer (without raising your hands) Perform Salaam on both sides

*Rasulullah ﷺ said: He who offered prayer for the dead, for him is the reward of one Qirat, and he who attended its burial, he would have two Qirats as his reward. And one Qirat is equivalent to mount Uhud.
(Sahih Muslim)*

First Takbir

اللَّهُ أَكْبَرُ

“Al-laahu Akbar”
Allah is the Greatest



Recitation Sana

سُبْحَانَكَ اللَّهُمَّ وَبِحَمْدِكَ وَتَبَارَكَ اسْمُكَ
وَتَعَالَى جَدُّكَ وَجَلَّ شَنَاؤُكَ وَلَا إِلَهَ غَيْرُكَ

Glory be to You Oh Allah, and praise be to You, and
bleesed is Your name, and exalted is Your Majesty
and there is none to be served besides You

Second Takbir

Recite Darood Sharif

اللَّهُمَّ صَلِّ عَلَى مُحَمَّدٍ، وَعَلَى آلِ مُحَمَّدٍ، كَمَا صَلَّيْتَ عَلَى إِبْرَاهِيمَ،
وَعَلَى آلِ إِبْرَاهِيمَ، إِنَّكَ حَمِيدٌ مَجِيدٌ،
اللَّهُمَّ بَارِكْ عَلَى مُحَمَّدٍ، وَعَلَى آلِ مُحَمَّدٍ، كَمَا بَارَكْتَ عَلَى إِبْرَاهِيمَ،
وَعَلَى آلِ إِبْرَاهِيمَ، إِنَّكَ حَمِيدٌ مَجِيدٌ،

“O Allah, send peace on Prophet Muhammad and
to the family of Prophet Muhammad as you sent peace on
Prophet Ibrahim and the family of Prophet Ibrahim.

Indeed, you are praiseworthy and glorious.

O Allah, bless the Prophet Muhammad and the family of
Prophet Muhammad as you blessed Prophet Ibrahim and
the family of Prophet Ibrahim.

Indeed, you are praiseworthy and glorious.



Third Takbir

Making Supplication For the Deceased

Janaazah du'a of an adult

اللَّهُمَّ اغْفِرْ لِحَيِّنَا وَمَيِّتِنَا وَشَاهِدِنَا وَغَائِبِنَا
وَصَغِيرِنَا وَكَبِيرِنَا وَذَكَرِنَا وَأُنثُنَا؛
اللَّهُمَّ مَنْ أَحْيَيْتَهُ مِنَّا فَأَحْيِهِ عَلَى الْإِسْلَامِ؛
وَمَنْ تَوَفَّيْتَهُ مِنَّا فَتَوَفَّهُ عَلَى الْإِيمَانِ

○ Allah, forgive amongst us those who are alive and those who are dead, those who are present and those who are absent, those who are young and those who are old, those who are males and those who are females. ○ Allah, whom you keep alive amongst us, keep him alive upon islam and whom you cause to die, let him die upon imaan.

Sunan Al-Tirmadhi 1024



Janaazah du'a of a boy

اللَّهُمَّ اجْعَلْهُ لَنَا سَلَفًا وَفَرَطًا وَ أَجْرًا

○ Allah, make him a predecessor, forerunner and a reward for us.
Sahih Al Bukhari (chapter 65 kitabul jana'iz)

Janaazah du'a of a girl

اللَّهُمَّ اجْعَلْهَا لَنَا سَلَفًا وَفَرَطًا وَ أَجْرًا

○ Allah, make her a predecessor, forerunner and a reward for us.
Sahih Al Bukhari (chapter 65 kitabul jana'iz)

1



Final Takbir

Ending Prayer with Tasleem

السَّلَامُ عَلَيْكُمْ وَرَحْمَةُ اللَّهِ

Peace be upon you and mercy of
Allah

2



once whilst turning your head to right and
once whilst turning your head to the left